

DH Scale



Pooh-Bah Pontifications

3rd

EDITION
Jan. 2004

Welcome to the third edition of DH Scale. As the President of our fledgling Club, it is high time I publish a few words. First of all, I would like to welcome all to our growing ranks. This club is turning out to be quite unique within the modeling fraternity. The fact that we are a “closed” club, that is not accessible by the general public, puts us in class of our own. Our membership spans the range of modeling experience, runs the gamut of interests and embraces all scales. To embody all this, and be formed within a single company that builds 1 to 1 scale aircraft, only proves our uniqueness.

When we originally considered forming a Modeling Club within the deHavilland Employee Sports Club, the numbers of potential members known to the executive was only around 12 (and we thought that was pushing it.). Our current count of registered members now stands at 27. This is an amazing figure for such a relatively small base. The level of support and enthusiasm from all areas has truly surprised me, as well as the rest of the executive. Without the support from The Sports Club, Security and our favourite receptionist (that would be the one and only Donna), we would still be looking for a place to meet.

In our short history, the DH Scale Modelers have accomplished more than many well established organizations. We have created this newsletter (great job, Wayne), sponsored a competition award, presented workshops, had a photo presentation, a kit review and even had a raffle. The future promises more of these and even the possibility of an occasional guest speaker. The potential of obtaining an I.P.M.S. (International Plastic Modeler's Society) Charter would be another feather in our cap, since no other chapter has a closed membership. I can honestly say that I have never been involved in a modeling club as dynamic as this one has been to date.

Our future looks bright. With the continuing support and participation from the membership, we all can expand our interests, learn new and different techniques and generally have some fun, all in the name of modeling. So, keep building, and bring your masterpieces to the meetings for all to enjoy.

SMC Grand Pooh-Bah

Iain

Marcel Gina, creator of those great paper Dash 8 models seen hanging in offices everywhere, has graciously offered to provide flat pattern layouts for anyone in the club whose interested. Just email him at marcelgina@hotmail.com with your model preference (eg. DHC-8-100/200/300/400) and he'll send you the appropriate file

Thanks Marcell!

On The Table

The wind howled, the snow fell, and the mercury plummeted. It was all more than enough to affect attendance at our January meeting as members struggled just to get home that night. Still, a few hardy soles made it out, and while quantities were down, the quality of the models on the table was once again outstanding.



Terry Cooper graced us with some nice offerings in 72nd scale. The first was an Italeri Spitfire Mk IX, backdated to a Mk VII, and the second was a DHC-1 Chipmunk. In an amazing feat of detail for this scale, when looking really, really closely in the cockpit of the Chipmunk, it could be seen that the instructor pilot actually had a “handle-bar” moustache! Well trimmed I might add.

A coordinated, 1/35th armoured effort was shown to us by the team of **Sandy McRorie** and **John Ferneley**. The first was a Sherman II, and the second a Sherman Vc, both of the 1st Hussars. The tanks were built by Sandy for John, whose father served in this unit during the war.




In the turret of the Sherman II could be seen the tank commander's figure, made and painted by **John**. He used an Ultracast figure, “reshaping the beret to make it more 1940's and less “floppy” as was the style in the mid 30's with the tank regiments”, undercoating it using enamels, and finishing it using oils. Outstanding work John!!!

Sandy also brought in a M35 Prime Mover and gave us a description of each of these subjects. (Ed. Note: As I noted to Sandy, I came away from the meeting knowing twice as much about armour as I did going in.)



On The Table cont'd:

El Presidenté, **Iain Fraser**, showed off a couple of his Matchbox OOB efforts in the form of a 1/72nd Beaufighter Mk X, and a 1/72nd Mosquito. Once again, Iain also took the award for the smallest model on display with a 1/72 BD-5J by LS Models.



Wayne Bowman showed us the progress made on his 1/32 Seafire Mk IIc conversion project. The cockpit is now pretty much complete and the resin plug with the tailhook has been fitted

Here are the minutes in brief from the January meeting:

Just a minute!!



- A new venue with better lighting will be tried for the next meeting. The location will be included in the regular pre-meeting e-notice. (It'll be in the area of "the Caf." though)
- Those who filled out info. sheets at the last meeting (and made it to this meeting) received their chapter badges
- Derek's absence from the meeting didn't stop us from nominating and electing him (unanimously I'll have you know) as the chapter IPMS contact/focal. Congratulations Derek!!!
- Iain has made arrangements for chapter members to receive a 10% discount off of regularly priced items at Northstar Hobbies. Just show your SMC badge **before** they ring in your purchase.
- We discussed 2004 show sponsorships, and identified the candidate shows. It was felt that the \$75 fee for Guelph was a bit too steep for us. It also was decided to make some inquiries re. sponsorship costs for Buffcon (Buffalo) and Capcon (Ottawa). \$65 (Cdn) was identified as our cut-off.

Coming Events

- Feb 11** Next Meeting of de Havilland Scale Modellers
- Mar 14** WellCoME 8 model show, Guelph




QUICK TIP

Parents of teething toddlers, keep the droppers from the bottles of Tempera or infants Tylenol. They're great for accurately measuring and dispensing small amounts of paint when you're thinning for airbrushing, or mixing custom colours.

From the Editor

Closet Contagions



“Hmmm, yes, that should be big enough.” Words uttered by yours truly when finishing my basement three years ago. With the world of parenthood fast approaching, and recognizing my impending eviction from the “hobby room” (a.k.a. the spare bedroom) to accommodate our new arrival, I worked feverishly to build myself some new digs in the basement. A new office and hobby room to retreat to, with all the provisions that a modeller needs; good lighting, a display case, book shelves for the reference library, and most importantly, **THE CLOSET** that’s “big enough” to accommodate my 32nd scale inventory. The size of my closet repository was arrived at after a painstaking analysis of many variables, including the average size of 32nd model boxes, rate of production, available subjects of interest, projected inventory based on average procurement over the proceeding years. All of these factors were accounted for.

But then, “**THE SYNDROME**” struck. After my Boxing Day shopathon at Aviation World, I opened my “big enough” closet to put away my new Trumpeter Wildcat and Tomahawk (hard to pass up a bargain you know), only to be met with a wall of kits. I broke into a cold sweat as I thought, my God, what’s happened to all my space!!! Maybe the cats have been storing their 1/48-scale mice in here again. No, no, the contents all appeared to be mine. And then it hit me; I’d become the latest victim to be afflicted with **LARGE SCALE STORAGE SYNDROME (LSSS)**, an epidemic now sweeping through the ranks of the rail-scale builder. Like SARS before it, this malady is thought to have initiated in Asia. By their resurgence of 32nd scale offerings, companies like Trumpeter, Hasagawa, and Academy have propagated this affliction, which attacks the modeller at his weakest point, the closet.
(cont’d on pg 5)

At the Next Meeting...

- We’ll discuss sponsorships opportunities for Buffcon & Capcon.
- We’ll get an update on some further discount opportunities at local hobby shops.
- Jay Rotsch will give us a quick “how to” seminar on the finer points of resin casting.

Feb 11, 2004

Seen on the Shelf

The following are some new releases that have been spotted on the shelf at local retailers

<u>Subject</u>	<u>Scale</u>	<u>Manufact'r</u>
Peugeot 206 WRC '02 Safari	1/24	Airfix
Mig 3	1/32	Trumpeter
DHC-4 Caribou	1/48	Ozmod
N.A. O-47A (on floats)	1/72	AML
Pz.Kpfw.II Ausf.L "Luchs" (Late Version)	1/35	Tasca
F86 Sabre	1/144	Ozmod

From the Editor (cont'd)


After the initial state of denial, I considered my options for treating the symptoms:

- Store my kits out in the office. No, my backlog being in plain sight would surely attract taunts from my wife about “having to live to 130 to complete all of my models at my current rate” (I hate when she’s got the numbers to back up these claims).
- Increase my build rate to match supply. Then I’d have to give up my day job. Hmmm....., while an appealing concept at first, the cats would surely rebel at having to hunt for their own dinner.
- Sell some models to make space. If I did though, the modelling gods would surely soon after release a really cool decal sheet for the model that I’d just sold, compelling me to repurchase the kit at a price twice as high as that for which I had sold it.
- Start building in smaller scales, with their associated smaller boxes. Such small parts though, could spell an end to my other favourite pastime, drinking coffee.

It’s become apparent that the only treatment for this heinous disease is a closet expansion and more Space-Age Shelving. It’s not all doom and gloom though!! Drywall and shelving manufacturers of the world can rejoice. 32nd scale models are making a comeback and closets around the world will have to be treated for the condition!!!

Till next month.... **WB**

Tools & Techniques



Scratch Builders Corner

The wound type of guitar string can be formed, painted and dry brushed to make a fairly convincing oxygen hose.

When bending a tight radius in the string, a gap can open up in the wound section. To rectify this, simply insert and glue a small piece of equivalent diameter fuse or lead wire to fill the gap.

Dry Brushing

Here’s a few pointers from Sandy’s clinic on dry brushing, presented at the last meeting:

- Lighten the base colour with white to obtain the colour for dry brushing.
- Sandy used Tamiya acrylics but indicated that enamels such as Humbrol work well also. It was noted that some acrylics such as Gunze don’t work well for dry brushing.
- The preferred brush is broad/flat, square ended, and fairly stiff.
- Load the brush with the lightened colour then remove most of it by wiping into a paper towel.
- Apply by light, repetitive strokes across the raised detail. The colour builds up gradually.
- Mud can be created by mixing the paint with baking soda or talcum powder to form a thick paste.
- Dry brush the mud with a lighter colour after it’s dried, to add some depth and represent pockets of dried mud.

NORTHSTAR HOBBIES



1185 Dundas St. E
Mississauga, ON, L4Y-2C6
905-566-4758

Chapter members
receive a 10% discount
off of regularly priced
items.



Sandy's Silver

Our armour aficionado Sandy McRorie, celebrated his 25th anniversary at de Havilland on the same day as our January meeting. To commemorate this auspicious event, we all enjoyed some cake, resplendent with a T34 iced on the top (baked by the lovely and talented Mrs. Bowman).

DH Scale is a monthly newsletter produced for the de Havilland Employees Sports Club, Scale Modelers Chapter. For any questions please call:

Wayne @ X3008
or email wbowman@dehavilland.ca



Surf's up

Here are some more modeling related web pages:

<http://disc.server.com/Indices/188084.html>

- Scott Murphy's site/discussion board for critiques of completed models
- If you're interested in what others think of your latest creation, post a picture here for other modelers to critique. While the atmosphere is generally polite, be aware that no punches are held on this site.

www.72scale.com

- As the name implies, a site dedicated to 72nd scale aircraft models
- Lots of reviews and a really nice gallery

www.amps-armor.org

- Armour Modeling & Preservation Society
- Kind of like an armour specific IPMS

www.scalecorvettes.com

- For the Vette lovers in the audience